



## SCREW COMPRESSOR S75 – 26

### Refrigerating capacity and power consumption

#### Volume ratio 2.6

**CAPACITY AND POWER CONSUMPTION**

The capacity curves refer to a process with no sub-cooling of the liquid and no superheating of the suction gas. Corrections for subcooling and superheating are to be made according to manual sheet 411-E-10.

**Check another built-in volume ratio for best efficiency.**

Capacity (60 Hz) = Capacity (50 Hz) × 1.2

Compressor input (60 Hz) = Compressor input (50 Hz) × 1.2

t<sub>1</sub> = condensing temperature

**CONDENSER PERFORMANCE**

For condenser performance see manual sheet 4840-E-1.

**LIMITATIONS**

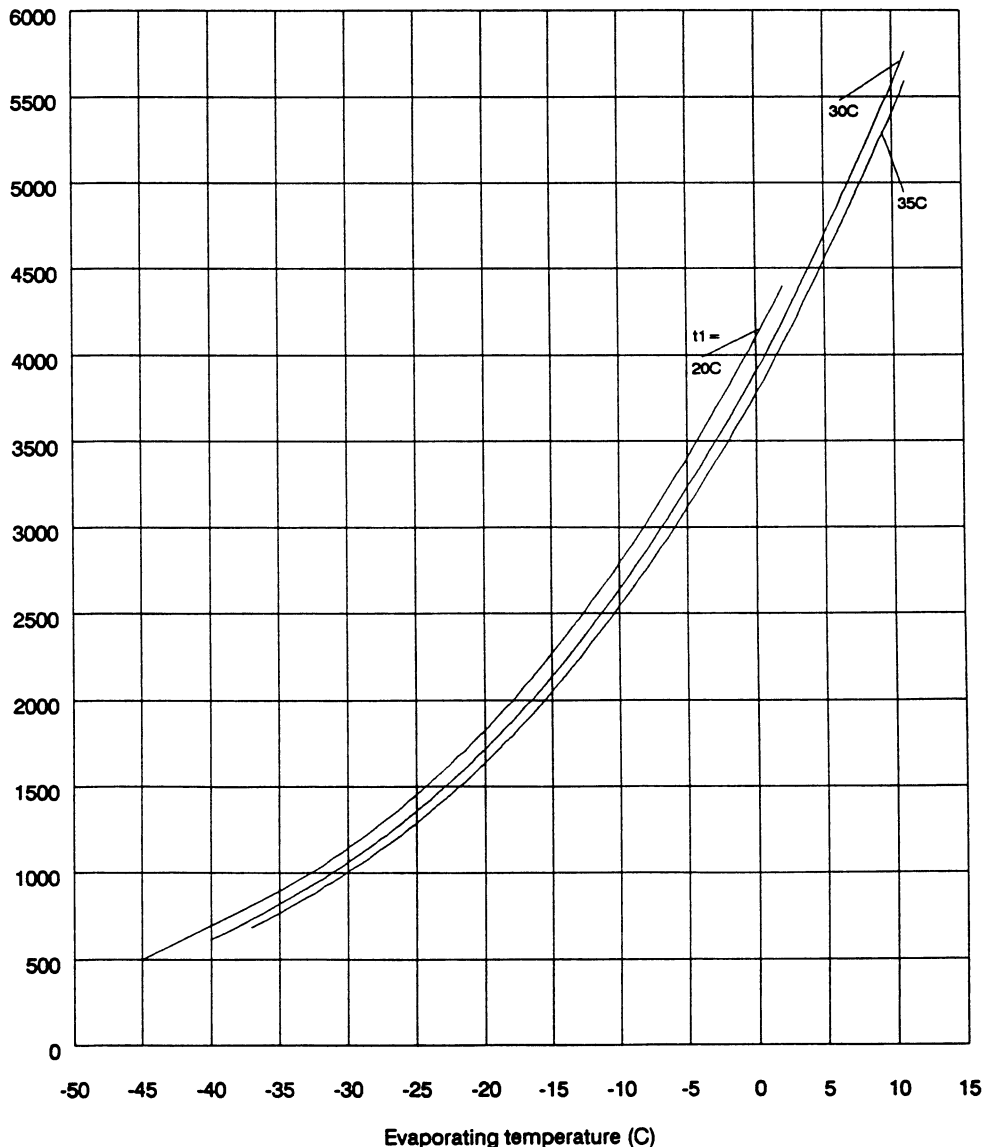
There are certain limitations in the operation range of the compressor.

For combination of condensing and evaporating temperatures outside the curves, ask for further information.

**Refrigerant : NH<sub>3</sub>**  
**Cooled oil**

**50 Hz**  
**2950 r/m**

Refrigerating capacity (kW)



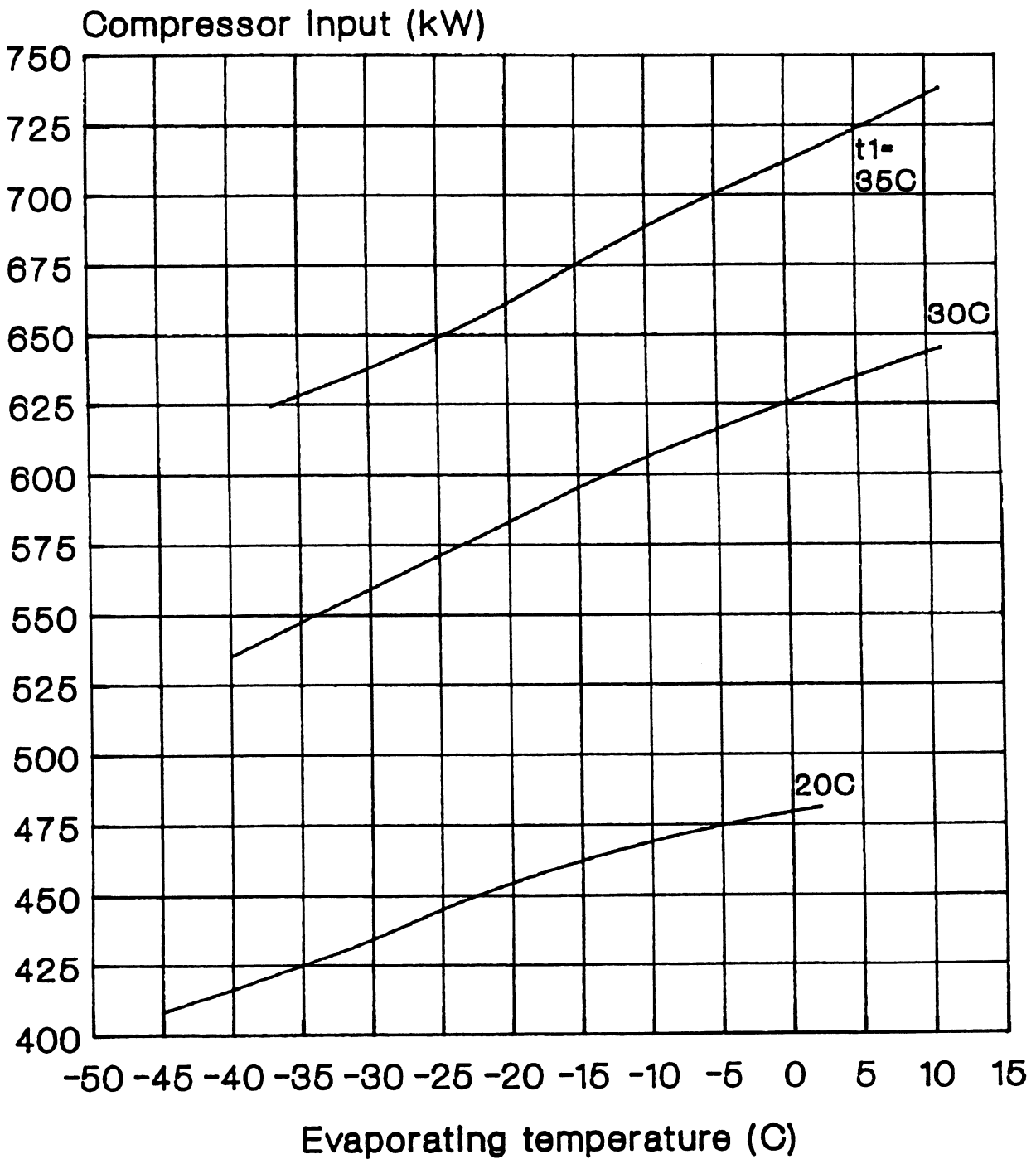
This document must not be copied without our written permission, and the contents thereof must not be imparted to a third party nor be used for any unauthorized purpose. Contravention will be prosecuted. Sabroe Refrigeration



**SCREW COMPRESSOR S75 - 26**  
Refrigerating capacity and power consumption  
Volume ratio 2.6

Refrigerant : NH<sub>3</sub>  
Cooled oil

50 Hz  
2950 r/m





**SCREW COMPRESSOR S75B - 26**  
**Refrigerating capacity and power consumption**  
**Volume ratio 2.6**  
**Booster**

**CAPACITY AND POWER CONSUMPTION**

The capacity curves refer to a process with no sub-cooling of the liquid and no superheating of the suction gas. Corrections for subcooling and superheating are to be made according to manual sheet 411-E-10.

Capacity (60 Hz) = Capacity (50 Hz) × 1.2

Compressor input (60 Hz) = Compressor input (50 Hz) × 1.2  
 $t_1$  = condensing temperature

**CONDENSER PERFORMANCE**

For condenser performance see manual sheet 4840-E-1.

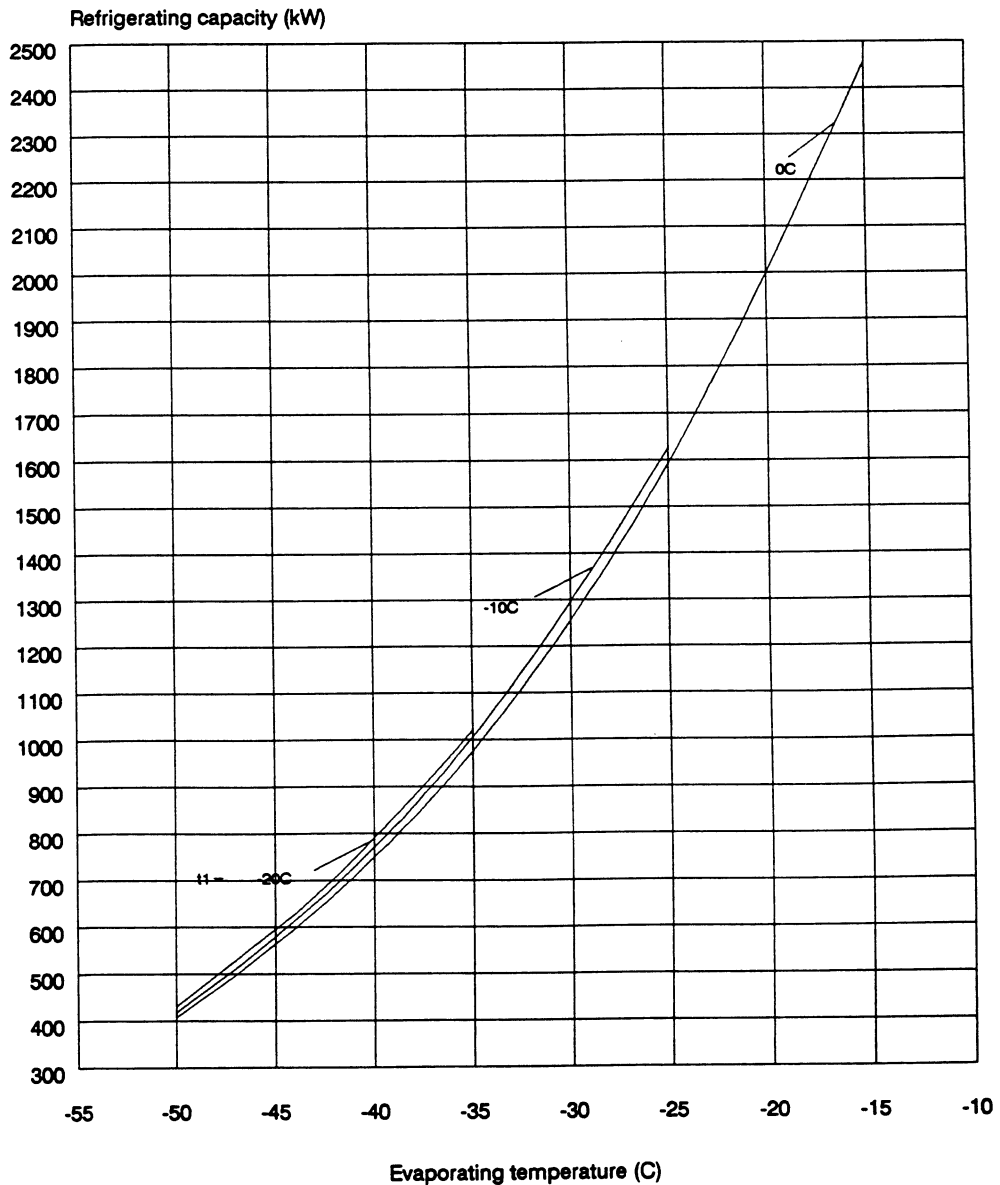
**LIMITATIONS**

There are certain limitations in the operation range of the compressor.

For combination of condensing and evaporating temperatures outside the curves, ask for further information.

**50 Hz**  
**2950 r/m**

**Refrigerant : NH<sub>3</sub>**  
**Cooled oil**

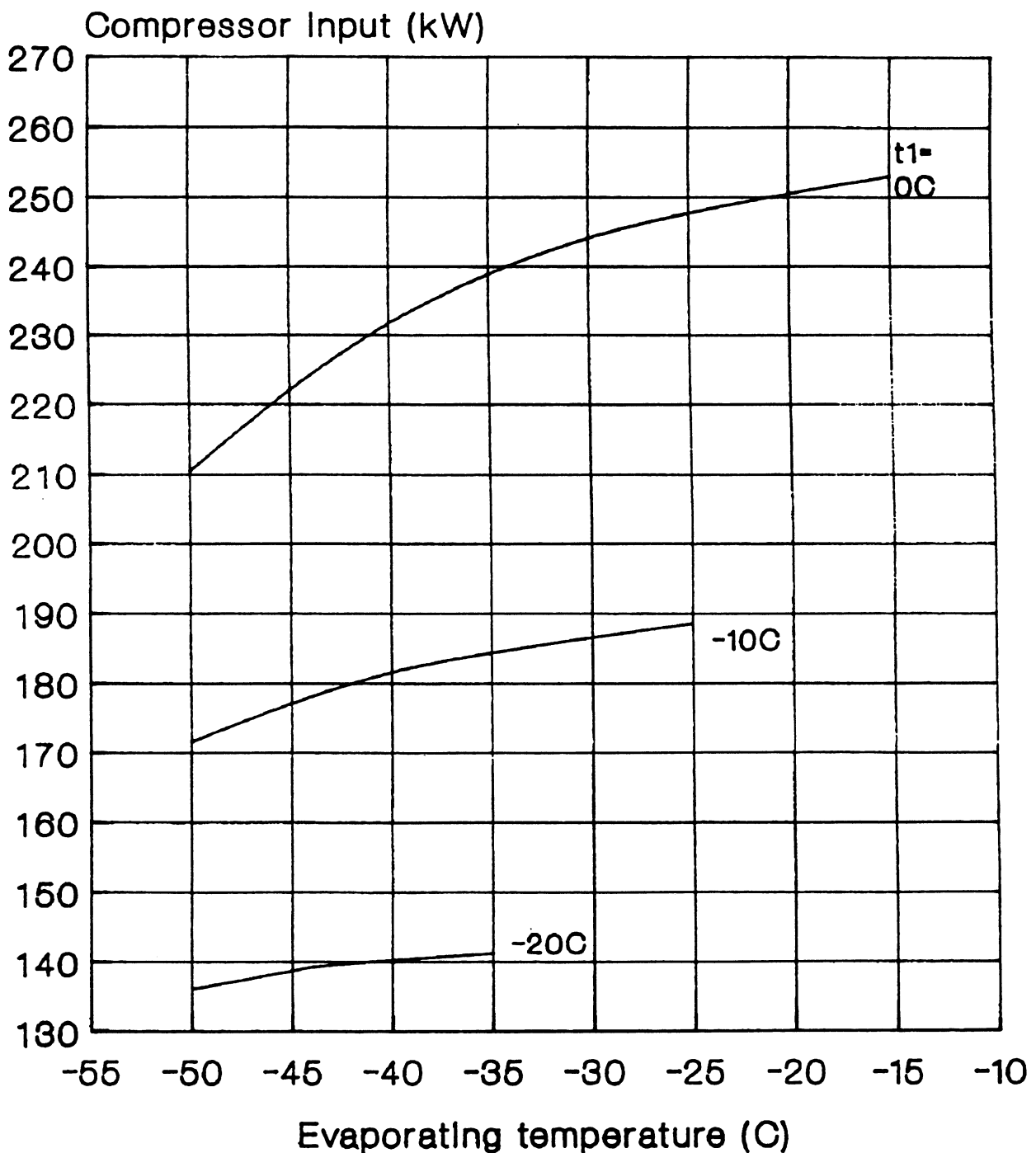




**SCREW COMPRESSOR S75B - 26**  
**Refrigerating capacity and power consumption**  
**Volume ratio 2.6**  
**Booster**

Refrigerant : NH<sub>3</sub>  
Cooled oil

50 Hz  
2950 r/m





**SCREW COMPRESSOR S75E – 26**  
**Refrigerating capacity and power consumption**  
**Volume ratio 2.6**  
**STALOMIZER**

**CAPACITY AND POWER CONSUMPTION**

The capacity curves refer to a process with subcooling of the liquid to the intermediate temperature (Stalomizer-temperature) and with no superheating of the suction gas. Correction for STALOMIZER-system with heat exchanger and correction for superheating are to be made according to manual sheet 411-E-10.

**Check another built-in volume ratio for best efficiency.**

Capacity (60 Hz) = Capacity (50 Hz) × 1.2

Compressor input (60 Hz) = Compressor input (50 Hz) × 1.2

t<sub>1</sub> = condensing temperature

For intermediate temperatures see manual sheet 4840-E-5E.

**CONDENSER PERFORMANCE**

For condenser performance see manual sheet 4840-E-1.

**LIMITATIONS**

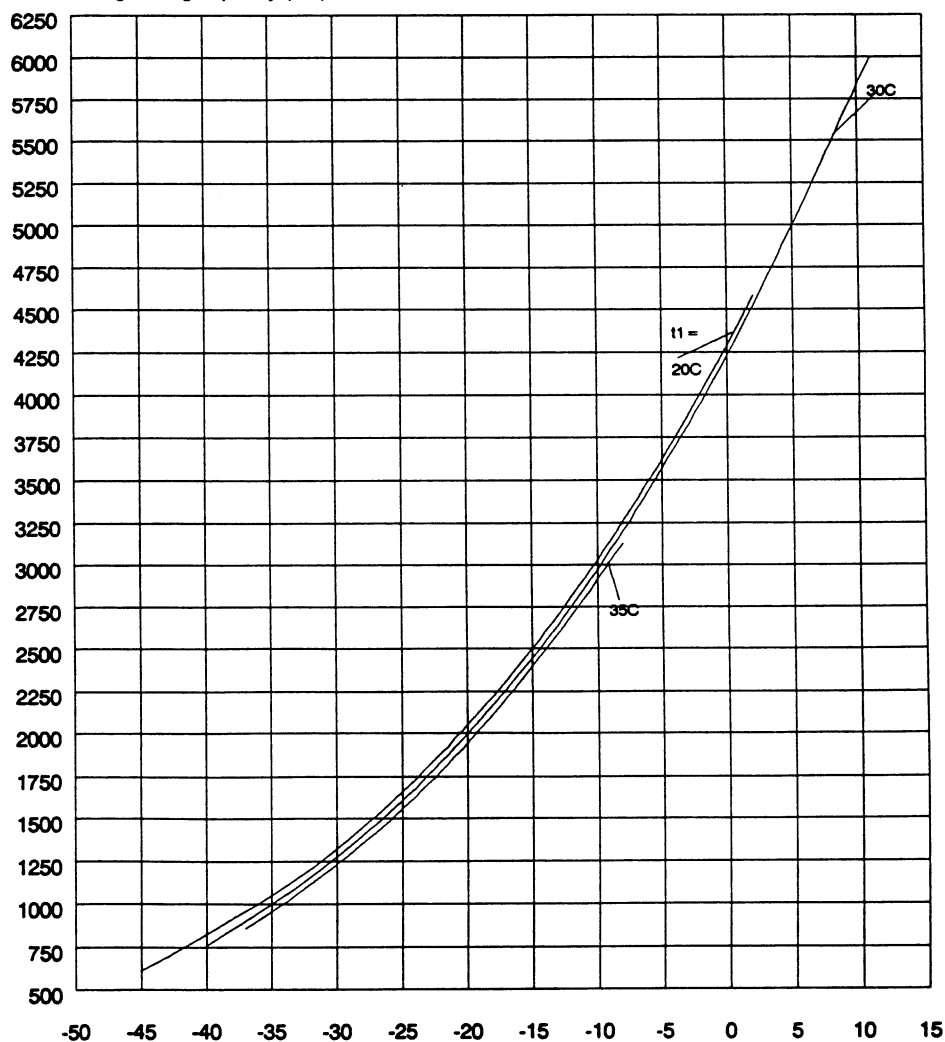
There are certain limitations in the operation range of the compressor.

For combination of condensing and evaporating temperatures outside the curves, ask for further information.

**50 Hz**  
**2950 r/m**

**Refrigerant : NH<sub>3</sub>**  
**Cooled oil**

Refrigerating capacity (kW)



This document must not be copied without our written permission, and the contents thereof must not be imparted to a third party nor be used for any unauthorized purpose. Contravention will be prosecuted. Sabroe Refrigeration



**SCREW COMPRESSOR S75E - 26**  
**Refrigerating capacity and power consumption**  
**Volume ratio 2.6**  
**STALOMIZER**

Refrigerant : NH<sub>3</sub>  
Cooled oil

50 Hz  
2950 r/m

